

## Pressure sensor 100 kPa



- Manual for installation, setup and calibration
- Handleiding voor installatie, instelling en calibratie
- Anleitung für Installation, Setup und Kalibrierung





## Pressure sensor 100 kPa

EN

Part nr: 01-01-07-1012



Technical specifications and  
calibration values



This document contains detailed information about the KMS pressure sensor 100 kPa. Additional information, user manuals, wiring examples and software can be found on our website: [kms.vankronenburg.nl](http://kms.vankronenburg.nl) or on the software CD included with the ECU.

## Package contents

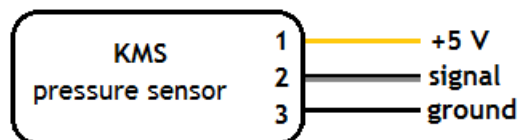
- KMS pressure sensor 100 kPa module
- 3P contra connector superseal
- KMS pressure sensor 100 kPa user manual

## Specifications

- EMC protection up to 100V
- Temperature-compensated
- Ratio metric output
- Sensor cell resistive to fuels (incl. Diesel) and oils such as engine lube oil

## Wiring

- Yellow: +5V supply from ECU
- Grey/black: signal (0-5V), connect to ECU
- Black: sensor ground, connect to sensor ground of ECU



## KMS pressure sensor 100 kPa

## Calibration values

- At 3.75 volt: 94 kPa
- At 1.25 volt: 38 kPa

When using a KMS ECU, these values must be set in the KMS ECU software. See figure below for an example:

## Engine-load 2' values for software setup

- Min. value: 15
- Max. value: 250

When using a KMS ECU, these values must be set in the KMS ECU software. See figure below for an example:

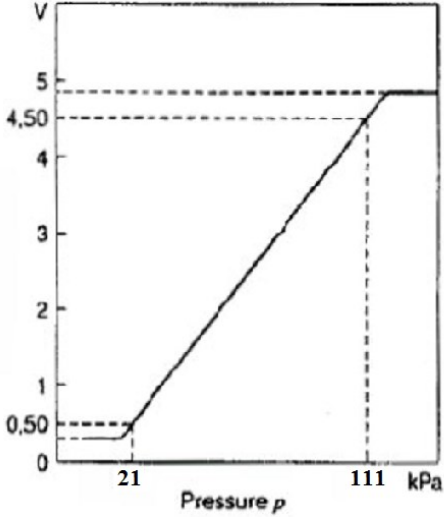
## Technical data

		Min.	Typical	Max.
Supply voltage Uv	Volt	4.74	5.1	5.46
Current input Iv at Uv = 5 V	mA	-	6	10
Minimum pressure offset (0 to 85° C)	Volt	0.241	0.306	0.371
Accuracy (at 25° C)	Volt	-	0.0701	-
Upper Limit at Uv = 5 V	Volt	4.476	4.606	4.736
Response time 10/90	ms	-	1	-
Warm up time	ms	-	20	-
Operating temperature	Deg. C	-40	0 to 85	125

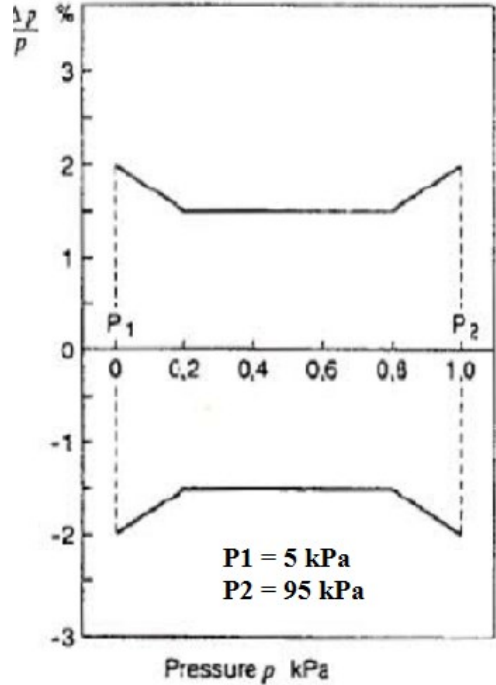
## KMS pressure sensor 100 kPa



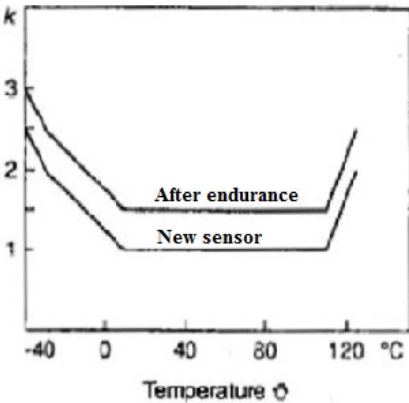
Characteristic curve ( $U_v = 5.0v$ )



Characteristic-curve tolerance



Tolerance extension factor



EN

## Druksensor 100 kPa

NL

Onderdeel nr: 01-01-07-1012



Technische specificaties en  
calibratie waarden



Dit document bevat gedetailleerde informatie over de KMS druksensor 100 kPa. Overige informatie, handleidingen, kabelboomschema's en software kan worden gevonden op onze website: [kms.vankronenburg.nl](http://kms.vankronenburg.nl) of op de software CD bijgeleverd bij deze ECU.

## Inhoud van de kit

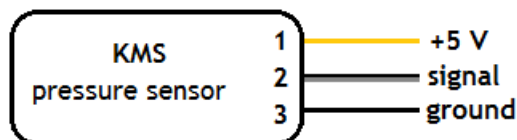
- KMS druksensor 100 kPa
- 3 polige contra stekker superseal
- KMS druksensor 100 kPa handleiding

## Specificaties

- EMC bescherming tot 100V
- Temperatuur gecompenseerd
- Metrische uitgang
- Sensor bestand tegen brandstoffen (incl. diesel) en smeerstoffen zoals motorolie

## Bekabeling

- Geel: +5V voeding van ECU
- Grijs/zwart: signaal (0-5V), aansluiten op ECU
- Zwart: sensor massa, aansluiten op sensor massa van ECU



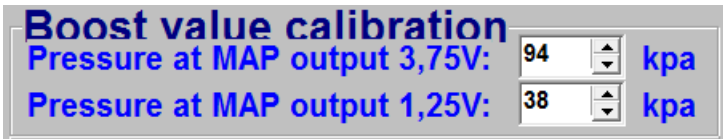




## Calibratiewaarden

- Bij 3.75 volt: 94 kPa
- Bij 1.25 volt: 38 kPa

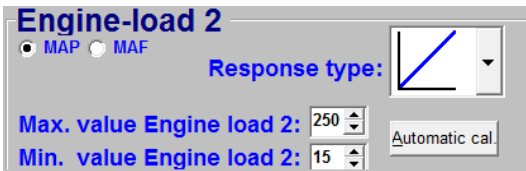
Wanneer er een KMS ECU wordt gebruikt, moeten deze waarden in de KMS ECU software worden ingesteld. Zie onderstaande afbeelding ter illustratie:



## ‘Engine-load 2’ waarden voor software setup

- Min. waarde: 15
- Max. waarde: 250

Wanneer er een KMS ECU wordt gebruikt, moeten deze waarden in de KMS ECU software worden ingesteld. Zie onderstaande afbeelding ter illustratie:



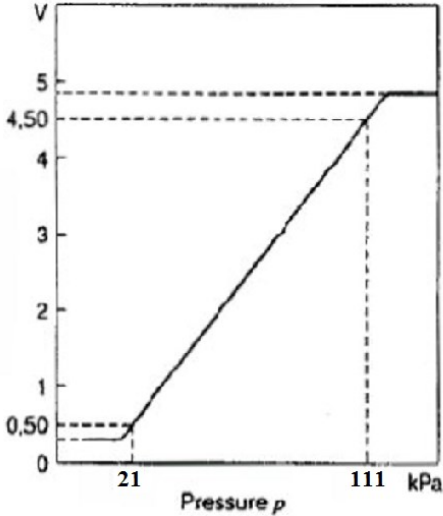
## Technical data

		<i>Min.</i>	<i>Typical</i>	<i>Max.</i>
Supply voltage U <sub>v</sub>	Volt	4.74	5.1	5.46
Current input I <sub>v</sub> at U <sub>v</sub> = 5 V	mA	-	6	10
Minimum pressure offset (0 to 85 °C)	Volt	0.241	0.306	0.371
Accuracy (at 25 °C)	Volt	-	0.0701	-
Upper Limit at U <sub>v</sub> = 5 V	Volt	4.476	4.606	4.736
Response time 10/90	ms	-	1	-
Warm up time	ms	-	20	-
Operating temperature	Deg. C	-40	0 to 85	125

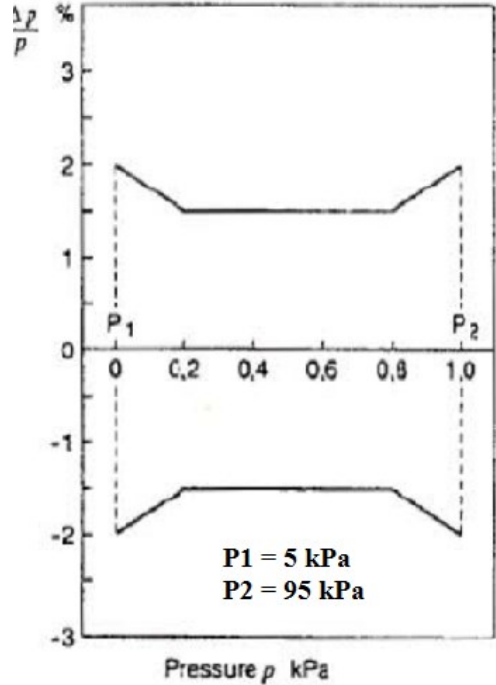
## KMS druksensor 100 kPa



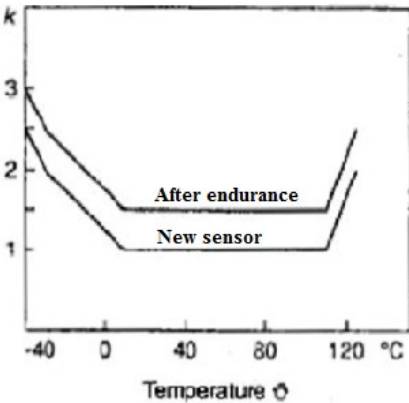
Characteristic curve ( $U_v = 5.0v$ )



Characteristic-curve tolerance



Tolerance extension factor



NL

## Drucksensor 100 kPa

DE

Teilenummer: 01-01-07-1012



Technische Information und  
Kalibrierungswerte



Dieses Dokument enthält detaillierte Information über den KMS Drucksensor 100 kPa. Weitere Informationen, Bedienungsanleitungen, Schaltpläne finden Sie auf unserer Website: [kms.vankronenburg.nl](http://kms.vankronenburg.nl) oder auf die bei dem Steuergerät beigelegten CD.

## Inhalt von diesem Kit

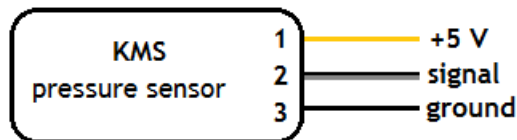
- KMS Drucksensor 100 kPa
- 3-poliger superseal Stecker
- Bedienungsanleitung KMS Drucksensor 100 kPa

## Spezifikation

- EMC Schutz bis zu 100V
- Temperatur kompensiert
- Metrischer außgang
- Sensor beständig gegen Kraftstoffen (incl. diesel) und Schmierstoffe

## Verkabelung

- Gelb: +5V Anschluß vom ECU
- Grau/schwarz: Signal (0-5V) zum ECU
- Schwarz: Sensormasse zur Sensormasse vom ECU



## Kalibrationswerte

- Bei 3.75 Volt: 94 kPa
- Bei 1.25 Volt: 38 kPa

Wenn ein KMS ECU verwendet wird, müssen diese Werte in der KMS ECU Software eingestellt werden. Siehe Abbildung unten für ein Beispiel:

**Boost value calibration**  
 Pressure at MAP output 3,75V: 94 kPa  
 Pressure at MAP output 1,25V: 38 kPa

## ‘Engine-load 2’ Werte für der Software Einstellungen

- Min. Werte: 15
- Max. Werte: 250

Wenn ein KMS ECU verwendet wird, müssen diese Werte in der KMS ECU Software eingestellt werden. Siehe Abbildung unten für ein Beispiel:

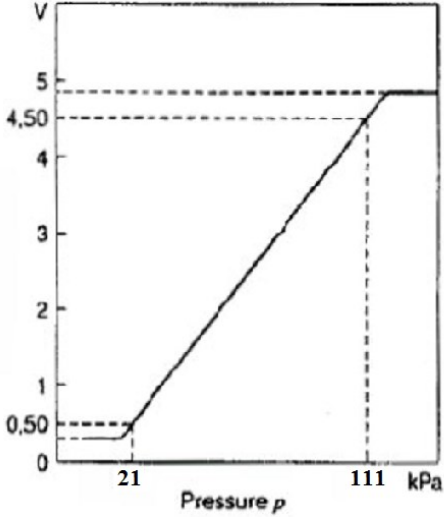
**Engine-load 2**  
 MAP  MAF  
 Response type: [Linear Graph]  
 Max. value Engine load 2: 250  
 Min. value Engine load 2: 15  
 Automatic cal.

## Technical data

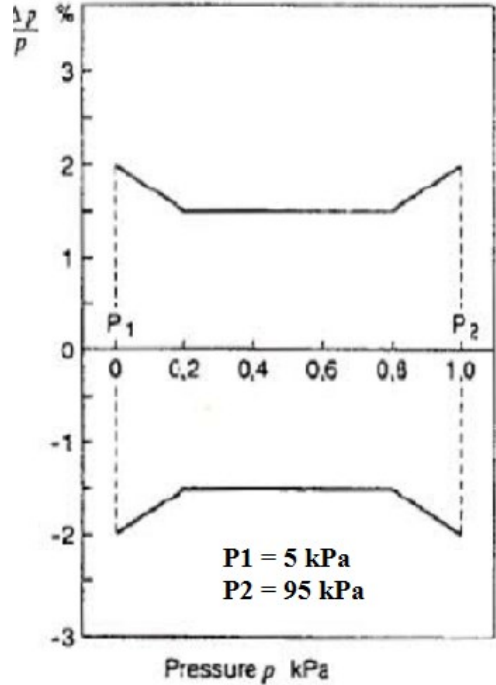
		Min.	Typical	Max.
Supply voltage Uv	Volt	4.74	5.1	5.46
Current input Iv at Uv = 5 V	mA	-	6	10
Minimum pressure offset (0 to 85°C)	Volt	0.241	0.306	0.371
Accuracy (at 25°C)	Volt	-	0.0701	-
Upper Limit at Uv = 5 V	Volt	4.476	4.606	4.736
Response time 10/90	ms	-	1	-
Warm up time	ms	-	20	-
Operating temperature	Deg. C	-40	0 to 85	125

## KMS Drucksensor 100 kPa

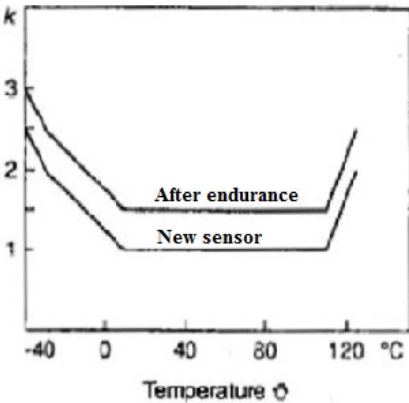
Characteristic curve ( $U_v = 5.0v$ )



Characteristic-curve tolerance



Tolerance extension factor







## Kronenburg Management Systems

Spaarpot-Oost 19  
5667 KT Geldrop  
The Netherlands

T +31 (0)40 285 40 64  
F +31 (0)40 286 77 65  
E [info@van-kronenburg.nl](mailto:info@van-kronenburg.nl)

*Please visit our website for more information, manuals, software and prices:  
[kms.vankronenburg.nl](http://kms.vankronenburg.nl)*